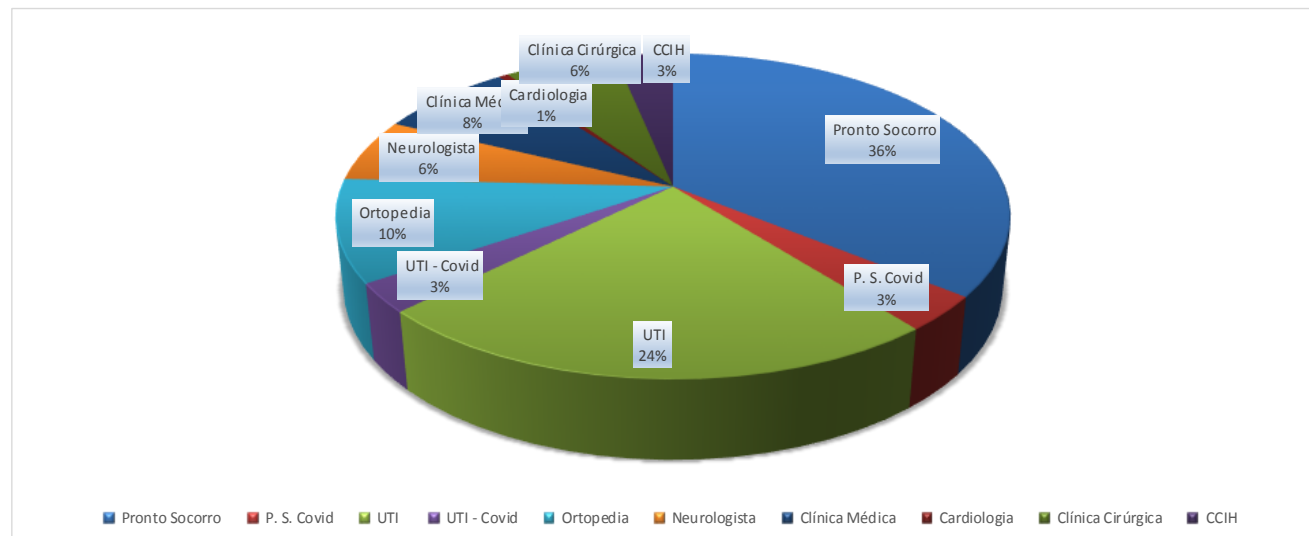
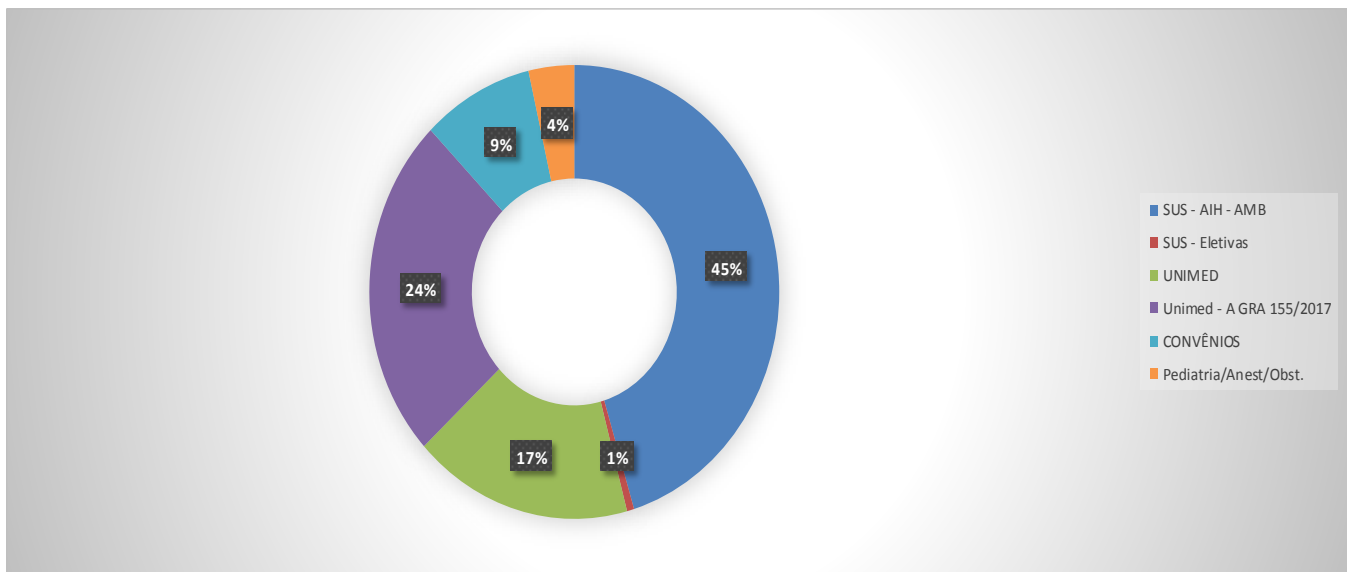


Serviços Médicos:

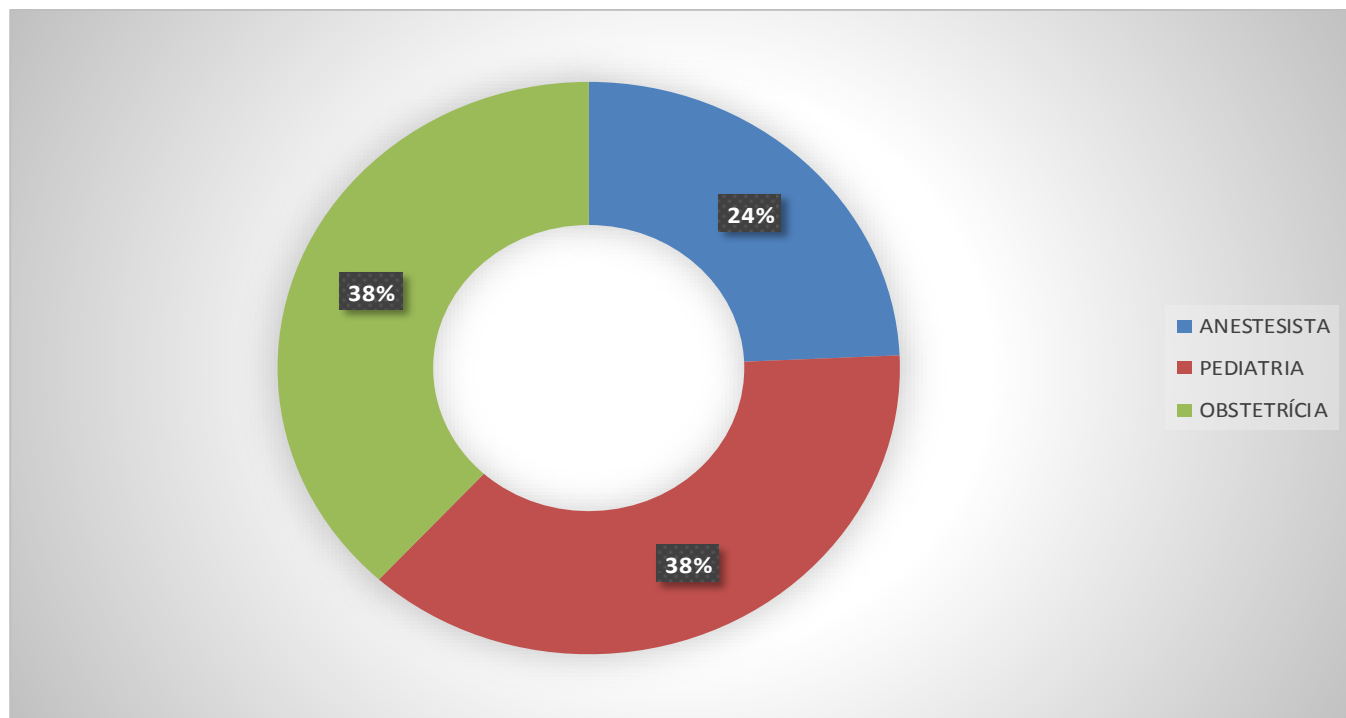
MÊS	Pronto Socorro	P. S. Covid	UTI	UTI - Covid	Ortopedia	Neurologista	Clínica Médica	Cardiologia	Clínica Cirúrgica	CCIH	Total
jan/20	R\$ 57.100,00		R\$ 47.007,00		R\$ 12.437,50	R\$ 10.000,00	R\$ 12.400,00	R\$ -	R\$ 10.333,23	R\$ 5.300,00	R\$ 154.577,73
fev/20	R\$ 54.200,00		R\$ 40.707,00		R\$ 12.200,00	R\$ 10.000,00	R\$ 11.600,00	R\$ 675,00	R\$ 9.666,57	R\$ 5.300,00	R\$ 144.348,57
mar/20	R\$ 57.600,00		R\$ 41.832,00		R\$ 13.600,00	R\$ 10.000,00	R\$ 12.400,00	R\$ 825,00	R\$ 10.333,23	R\$ 5.300,00	R\$ 151.890,23
abr/20	R\$ 56.000,00		R\$ 35.532,00		R\$ 12.000,00	R\$ 10.000,00	R\$ 12.000,00	R\$ 1.050,00	R\$ 9.999,90	R\$ 5.300,00	R\$ 141.881,90
mai/20	R\$ 58.000,00		R\$ 38.682,00		R\$ 12.400,00	R\$ 10.000,00	R\$ 12.400,00	R\$ 450,00	R\$ 10.333,23	R\$ 5.300,00	R\$ 147.565,23
jun/20	R\$ 55.800,00		R\$ 35.007,00		R\$ 19.600,00	R\$ 10.000,00	R\$ 12.000,00	R\$ 975,00	R\$ 9.999,90	R\$ 5.300,00	R\$ 148.681,90
jul/20	R\$ 57.400,00		R\$ 36.132,00		R\$ 17.600,00	R\$ 10.000,00	R\$ 12.400,00	R\$ 1.575,00	R\$ 10.333,23	R\$ 5.300,00	R\$ 150.740,23
ago/20	R\$ 57.800,00		R\$ 35.557,00		R\$ 15.600,00	R\$ 10.000,00	R\$ 12.400,00	R\$ 825,00	R\$ 10.333,23	R\$ 5.300,00	R\$ 147.815,23
set/20	R\$ 55.800,00	R\$ 18.000,00	R\$ 33.457,00	R\$ 13.950,00	R\$ 16.400,00	R\$ 10.000,00	R\$ 12.000,00	R\$ 1.575,00	R\$ 9.999,90	R\$ 5.300,00	R\$ 176.481,90
out/20	R\$ 57.800,00	R\$ 18.450,00	R\$ 34.507,00	R\$ 13.500,00	R\$ 20.000,00	R\$ 10.000,00	R\$ 12.400,00	R\$ 1.200,00	R\$ 10.333,23	R\$ 5.300,00	R\$ 183.490,23
nov/20	R\$ 56.000,00	R\$ 15.525,00	R\$ 36.882,00	R\$ 13.950,00	R\$ 19.200,00	R\$ 10.000,00	R\$ 12.000,00	R\$ 750,00	R\$ 9.999,90	R\$ 5.300,00	R\$ 179.606,90
dez/20	R\$ 58.400,00	R\$ 14.400,00	R\$ 35.132,00	R\$ 13.500,00	R\$ 22.800,00	R\$ 10.000,00	R\$ 12.400,00	R\$ 675,00	R\$ 10.333,23	R\$ 5.300,00	R\$ 182.940,23
SOMA	R\$ 681.900,00	R\$ 66.375,00	R\$ 450.434,00	R\$ 54.900,00	R\$ 193.837,50	R\$ 120.000,00	R\$ 146.400,00	R\$ 10.575,00	R\$ 121.998,78	R\$ 63.600,00	R\$ 1.910.020,28
MÉDIA	R\$ 56.825,00	R\$ 5.531,25	R\$ 37.536,17	R\$ 4.575,00	R\$ 16.153,13	R\$ 10.000,00	R\$ 12.200,00	R\$ 881,25	R\$ 10.166,57	R\$ 5.300,00	R\$ 159.168,36



MÊS	SUS - AIH - AMB	SUS - Eletivas	UNIMED	Unimed - A GRA 155/2017	CONVÊNIOS	Pediatria/Anest/Obst.	Total
jan/20	R\$ 35.750,08	R\$ 1.955,66	R\$ 12.487,93	R\$ 14.489,28	R\$ 11.534,88	R\$ -	R\$ 76.217,83
fev/20	R\$ 31.631,16	R\$ 2.091,12	R\$ 10.617,83	R\$ 13.646,88	R\$ 5.227,61	R\$ -	R\$ 63.214,60
mar/20	R\$ 32.261,55	R\$ -	R\$ 11.924,01	R\$ 14.376,96	R\$ 3.890,65	R\$ -	R\$ 62.453,17
abr/20	R\$ 32.687,96	R\$ -	R\$ 10.703,65	R\$ 15.107,04	R\$ 248,58	R\$ 2.880,00	R\$ 61.627,23
mai/20	R\$ 34.255,52	R\$ -	R\$ 8.389,12	R\$ 15.724,80	R\$ 7.440,42	R\$ -	R\$ 65.809,86
jun/20	R\$ 32.070,13	R\$ -	R\$ 7.582,78	R\$ 14.208,48	R\$ 5.941,17	R\$ -	R\$ 59.802,56
jul/20	R\$ 25.047,99	R\$ -	R\$ 8.859,06	R\$ 14.994,72	R\$ 3.445,71	R\$ -	R\$ 52.347,48
ago/20	R\$ 38.543,09	R\$ -	R\$ 8.475,09	R\$ 15.387,84	R\$ 10.239,97	R\$ 3.180,00	R\$ 75.825,99
set/20	R\$ 28.270,66	R\$ -	R\$ 10.826,05	R\$ 14.433,12	R\$ 8.664,00	R\$ 4.020,00	R\$ 66.213,83
out/20	R\$ 27.498,54	R\$ -	R\$ 11.328,46	R\$ 14.994,72	R\$ 3.263,05	R\$ 3.240,00	R\$ 60.324,77
nov/20	R\$ 3.647,74	R\$ -	R\$ 11.984,75	R\$ 14.826,24	R\$ 529,21	R\$ 2.880,00	R\$ 33.867,94
dez/20	R\$ 3.987,50	R\$ -	R\$ 10.847,82	R\$ 14.208,48	R\$ 2.608,80	R\$ 9.648,00	R\$ 41.300,60
SOMA	R\$ 325.651,92	R\$ 4.046,78	R\$ 124.026,55	R\$ 176.398,56	R\$ 63.034,05	R\$ 25.848,00	R\$ 719.005,86
MÉDIA	R\$ 27.137,66	R\$ 337,23	R\$ 10.335,55	R\$ 14.699,88	R\$ 5.252,84	R\$ 2.154,00	R\$ 59.917,16



MÊS	ANESTESISTA	PEDIATRIA	OBSTETRÍCIA	Total
jan/20	R\$ 46.800,00	R\$ 74.400,00	R\$ 75.888,00	R\$ 197.088,00
fev/20	R\$ 45.240,00	R\$ 69.600,00	R\$ 70.992,00	R\$ 185.832,00
mar/20	R\$ 48.360,00	R\$ 74.400,00	R\$ 75.888,00	R\$ 198.648,00
abr/20	R\$ 46.800,00	R\$ 72.000,00	R\$ 73.440,00	R\$ 192.240,00
mai/20	R\$ 48.360,00	R\$ 74.400,00	R\$ 75.888,00	R\$ 198.648,00
jun/20	R\$ 46.800,00	R\$ 72.000,00	R\$ 73.440,00	R\$ 192.240,00
jul/20	R\$ 48.360,00	R\$ 74.400,00	R\$ 75.888,00	R\$ 198.648,00
ago/20	R\$ 48.360,00	R\$ 74.400,00	R\$ 75.888,00	R\$ 198.648,00
set/20	R\$ 46.800,00	R\$ 72.000,00	R\$ 73.440,00	R\$ 192.240,00
out/20	R\$ 48.360,00	R\$ 74.400,00	R\$ 75.888,00	R\$ 198.648,00
nov/20	R\$ 46.800,00	R\$ 72.000,00	R\$ 73.440,00	R\$ 192.240,00
dez/20	R\$ 48.360,00	R\$ 74.400,00	R\$ 75.888,00	R\$ 198.648,00
SOMA	R\$ 569.400,00	R\$ 878.400,00	R\$ 895.968,00	R\$ 2.343.768,00
MÉDIA	R\$ 47.450,00	R\$ 73.200,00	R\$ 74.664,00	R\$ 195.314,00



Comparativo de médias mensais:

Descrição	2016	2017	2018	2019	2020	%	% relação 2016
Fixo	R\$ 87.445,96	R\$ 116.761,21	R\$ 168.390,09	R\$ 176.771,83	R\$ 161.322,36	38,93%	184,48%
Variável	R\$ 70.138,27	R\$ 76.121,80	R\$ 79.825,07	R\$ 67.025,31	R\$ 57.763,16	13,94%	82,36%
Ped/Obst/Anest	R\$ 165.989,17	R\$ 160.925,95	R\$ 175.059,86	R\$ 184.902,91	R\$ 195.314,00	47,13%	117,67%
Soma	R\$ 323.573,40	R\$ 353.808,96	R\$ 423.275,02	R\$ 428.700,04	R\$ 414.399,51	100,00%	128,07%

Fixo	R\$ 253.435,13	R\$ 277.687,16	R\$ 343.449,95	R\$ 361.674,74	R\$ 356.636,36	86,06%	78,32%
Variável	R\$ 70.138,27	R\$ 76.121,80	R\$ 79.825,07	R\$ 67.025,31	R\$ 57.763,16	13,94%	21,68%
Soma	R\$ 323.573,40	R\$ 353.808,96	R\$ 423.275,02	R\$ 428.700,04	R\$ 414.399,51	100,00%	100,00%